

Link Exchange



User Guide

Important Notice

MageWorx reserves the right to make corrections, modifications, enhancements, improvements, and other changes to its products and services at any time and to discontinue any product or service without notice. Customers should obtain the latest relevant information before placing orders and should verify that such information is current and complete. All products are sold subject to MageWorx' terms and conditions of sale supplied at the time of order acknowledgment.

MageWorx warrants performance of its products to the specifications applicable at the time of sale in accordance with MageWorx' standard warranty. Testing and other quality control techniques are used to the extent MageWorx deems necessary to support this warranty. Except where mandated by government requirements, testing of all parameters of each product is not necessarily performed.

MageWorx assumes no liability for applications assistance or customer product design. Customers are responsible for their products and applications using MageWorx components. To minimize the risks associated with customer products and applications, customers should provide adequate design and operating safeguards.

MageWorx does not warrant or represent that any license, either express or implied, is granted under any MageWorx patent right, copyright, mask work right, or other MageWorx intellectual property rights relating to any combination, machine, or process in which MageWorx products or services are used. Information published by MageWorx regarding third-party products or services does not constitute a license from MageWorx to use such products or services or a warranty or endorsement thereof. Use of such information may require a license from a third party under the patents or other intellectual property of the third party, or a license from MageWorx under the patents or other intellectual property of MageWorx.

Resale of MageWorx products or services with statements different from or beyond the parameters stated by MageWorx for that product or service voids all express and any implied warranties for the associated MageWorx product or service and is an unfair and deceptive business practice. MageWorx is not responsible or liable for any such statements.

All company and brand products and service names are trademarks or registered trademarks of their respective holders.

Copyright © 2009 MageWorx

Table of Contents

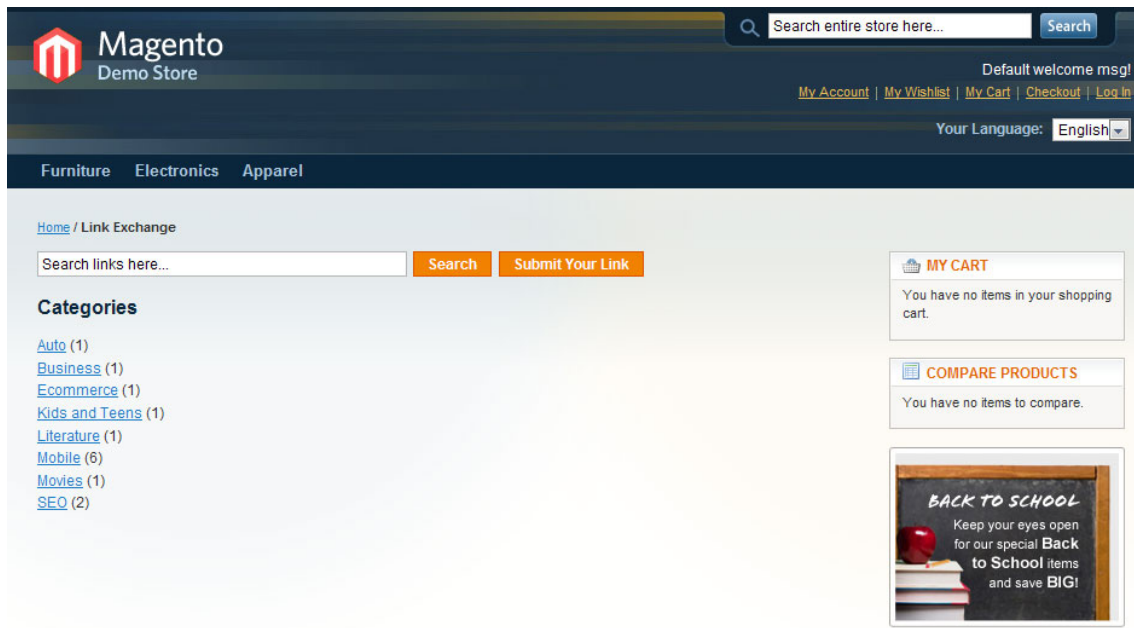
1	Extension Description	4
2	Extension Installation	6
3	Extension Usage	7
4	Support	10
5	Getting Help with Magento	11

Extension Description

Link Exchange extension makes exchanging links between Magento store owners and 3rd party websites smoothly and effectively, quick and easy.

You may already be aware that link popularity is probably the most important factor to get higher rankings on the search engine results. High link popularity improves your store search engine positioning.

Link Exchange extension is based on (but no limited to) “Reciprocal Link Exchange” which works great to increase page rank, traffic and website popularity.



Magento Demo Store Search entire store here... Search

Default welcome msg! My Account | My Wishlist | My Cart | Checkout | Log in Your Language: English

Furniture Electronics Apparel

Home / Link Exchange / Mobile

Search links here... Search Submit Your Link

Mobile

[Google Mobile](#) (9/29/09) [permalink](#)
★★★★★
Google Mobile

[Apple - iPhone - Mobile phone, iPod, and Internet device](#) (9/29/09) [permalink](#)
★★★★★
iPhone 3GS is a GSM cell phone that's also an iPod, a video camera, and a mobile Internet device with email and GPS maps.

[Android | Official Website](#) (9/29/09) [permalink](#)
★★★★★
Android | Official Website

[MobileTechNews](#) (9/29/09) [permalink](#)
★★★★★
Mobile Technology News and Information

[Corporate Website of Vodafone Group](#) (9/29/09) [permalink](#)
★★★★★
Global website with links to local operating companies, partner networks, financial data, investor and media relations, corporate responsibility, global enterprise, sponsorship, foundation, and careers.

[Google Mobile News](#) (9/29/09) [permalink](#)
★★★★★
Google Mobile News

6 Item(s) Show 10 per page

MY CART
You have no items in your shopping cart.

COMPARE PRODUCTS
You have no items to compare.

BACK TO SCHOOL
Keep your eyes open for our special **Back to School** items and save **BIG!**

COMMUNITY POLL
What is your favorite Magento feature?
 Layered Navigation
 Price Rules
 Category Management
 Compare Products
Vote

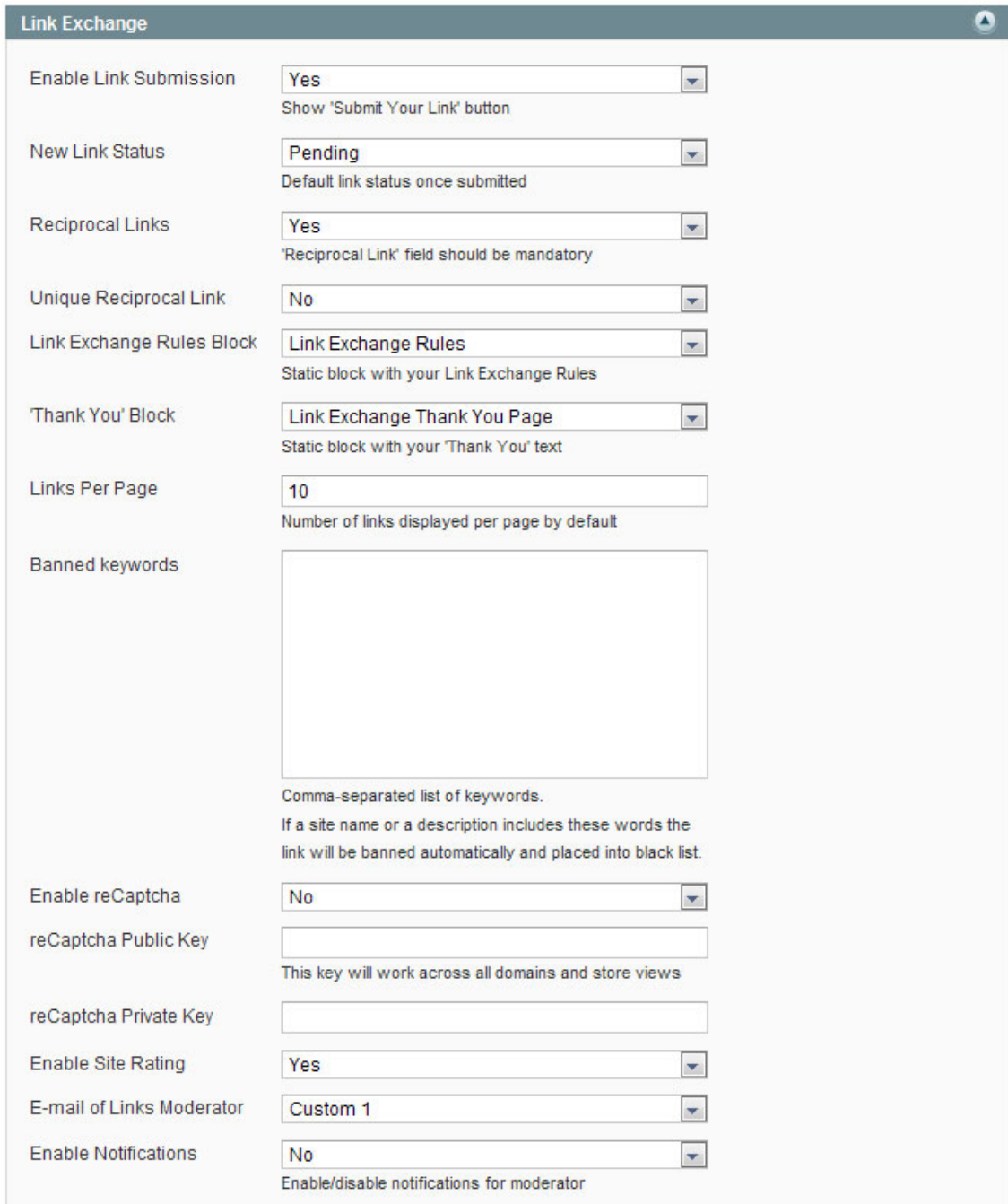
Extension Installation

- 1 Log out from Magento Admin panel if you are logged in
- 2 Unpack the contents of the 'extension' folder from the package file purchased from MageWorx to your Magento root folder
- 3 Log into Magento Admin Panel
- 4 If Cache Control is enabled in Magento go to 'System > Cache Management' section, select 'Refresh' under 'All Cache' drop-down menu and press 'Save Cache Settings'
- 5 Now go to 'System > Configuration > MageWorx tab > Extensions & Support' section. If you see 'Link Exchange' in the list of installed MageWorx extensions you are done.

Extensions Information	
Installed MageWorx Extensions	
MageWorx Admin	v1.1.1
Link Exchange	v1.0.0

Extension Usage

- 1 First, log into Magento Admin panel and go to 'System > Configuration > MageWorx tab > SEO Suite > Link Exchange' section to configure Link Exchange



The screenshot shows the 'Link Exchange' configuration page in the Magento Admin panel. The page is titled 'Link Exchange' and contains several configuration options:

- Enable Link Submission:** Set to 'Yes'. Below it, the text 'Show 'Submit Your Link' button' is visible.
- New Link Status:** Set to 'Pending'. Below it, the text 'Default link status once submitted' is visible.
- Reciprocal Links:** Set to 'Yes'. Below it, the text ''Reciprocal Link' field should be mandatory' is visible.
- Unique Reciprocal Link:** Set to 'No'.
- Link Exchange Rules Block:** Set to 'Link Exchange Rules'. Below it, the text 'Static block with your Link Exchange Rules' is visible.
- 'Thank You' Block:** Set to 'Link Exchange Thank You Page'. Below it, the text 'Static block with your 'Thank You' text' is visible.
- Links Per Page:** Set to '10'. Below it, the text 'Number of links displayed per page by default' is visible.
- Banned keywords:** A large empty text area. Below it, the text 'Comma-separated list of keywords. If a site name or a description includes these words the link will be banned automatically and placed into black list.' is visible.
- Enable reCaptcha:** Set to 'No'.
- reCaptcha Public Key:** An empty text input field. Below it, the text 'This key will work across all domains and store views' is visible.
- reCaptcha Private Key:** An empty text input field.
- Enable Site Rating:** Set to 'Yes'.
- E-mail of Links Moderator:** Set to 'Custom 1'.
- Enable Notifications:** Set to 'No'. Below it, the text 'Enable/disable notifications for moderator' is visible.

Approval/Disapproval Notifications:
The notification will be sent to a submitter automatically

Notification E-mail Subject:

Email Template:
Select email template for link submitter notification

E-mail Subject for Moderator:

Email Template for Moderator:
Select email template for moderator notification

Footer Link Label:

Link Exchange Page Title:

URL Prefix:
Link Exchange front-end page (e.g. http://example.com/links/)

Minimum Search Query Length:

Maximun Search Query Length:

Maximun Search Words Quantity:

2 Go to 'CMS > Link Exchange > Manage Categories' section to create link categories

Categories Manager [Add Category](#)

Choose Store View:

Page 1 of 1 pages | View 20 per page | Total 8 records found [Reset Filter](#) [Search](#)

Select All | Unselect All | Select Visible | Unselect Visible | 0 items selected Actions [Submit](#)

	Category Title	URL Prefix	Category Description	Status	Action
<input type="checkbox"/>	Auto	auto	Auto category	Visible	Edit
<input type="checkbox"/>	Business	business	Business category	Visible	Edit
<input type="checkbox"/>	Ecommerce	ecommerce	Ecommerce category	Visible	Edit
<input type="checkbox"/>	Kids and Teens	kids-and-teens	Kids and Teens category	Visible	Edit
<input type="checkbox"/>	Literature	literature	Literature category	Visible	Edit
<input type="checkbox"/>	Mobile	mobile	Mobile category	Visible	Edit
<input type="checkbox"/>	Movies	movies	Movies category	Visible	Edit
<input type="checkbox"/>	SEO	seo	SEO category	Visible	Edit

3 To view and manage the links which have been submitted for directory listing go to 'CMS > Link Exchange > Manage Links' section

Links Manager [Add Link](#)

Choose Store View: All Store Views

Page 1 of 1 pages | View 20 per page | Total 14 records found [Reset Filter](#) [Search](#)

[Select All](#) | [Unselect All](#) | [Select Visible](#) | [Unselect Visible](#) | 0 items selected Actions ▼ [Submit](#)

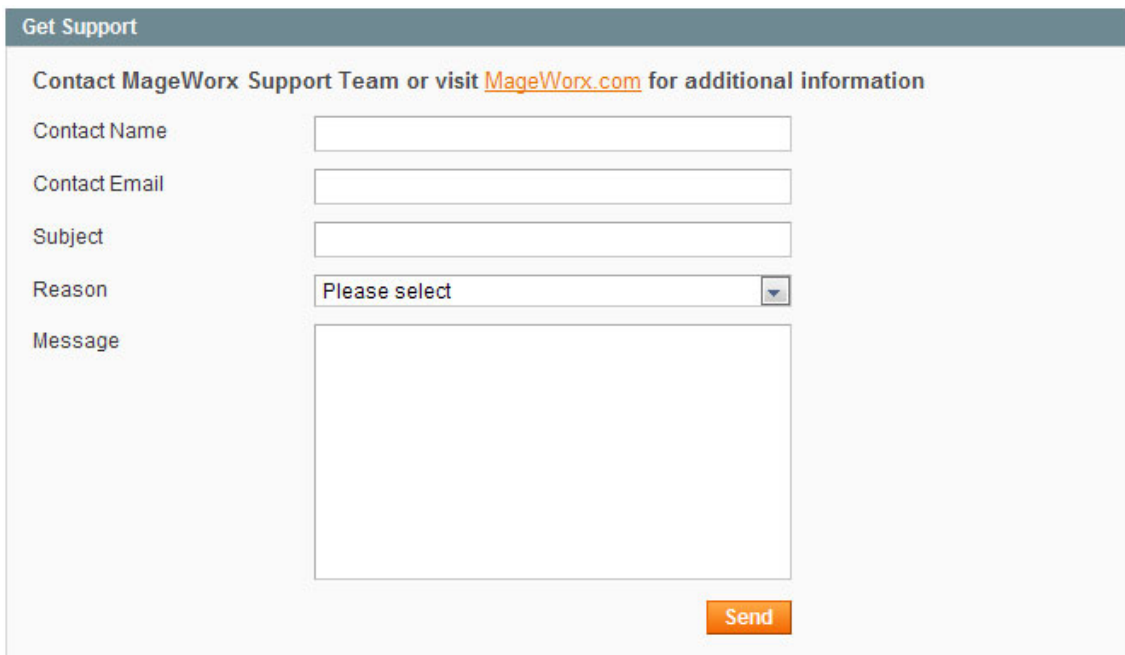
<input type="checkbox"/>	Category	Site Name	Site URL	Site Description	Contact Name	Contact Email	Reciprocal Link	Status	Action
<input type="checkbox"/>	Ecommerce	Magento - eCommerce Software for Growth	http://www.magentocommerce.com/	Magento is the eCommerce software platform for growth that promises to revolutionize the industry. I	Magento	magento@magento.com	http://www.magentocommerce.com/	Approved	Edit
<input type="checkbox"/>	Movies	World Film Awards	http://www.world-film-awards.com/	Features films in languages other than English that have either won or been nominated for prestigiou	Test	test@test.com	http://www.world-film-awards.com/	Approved	Edit
<input type="checkbox"/>	Literature	American Authors	http://www.wsu.edu/~campbelld/amlit/auffram.html	Pages on individual authors with picture (when available), links to works online, and other informat	American Authors	test@test.com	http://www.wsu.edu/~campbelld/amlit/auffram.html	Approved	Edit
<input type="checkbox"/>	SEO	Search Engine Roundtable :: The Pulse Of The Search Marketing Community	http://www.seroundtable.com/	A well-rounded view on search engines and search engine marketing from five segments of the Web popu	Seroundtable	test@test.com	http://www.seroundtable.com/	Approved	Edit

Support

MageWorx offers FREE lifetime support and updates for any extension developed for Magento.

If you need support related to MageWorx extension usage, feel free to contact us at support@mageworx.com

Or send us a message directly from your Magento Admin Panel. To do it, go to 'System > Configuration' section, 'MageWorx' tab 'Extensions & Support > Get Support'.



The screenshot shows a 'Get Support' form with the following fields:

- Contact Name:
- Contact Email:
- Subject:
- Reason:
- Message:

A 'Send' button is located at the bottom right of the form.

Getting Help with Magento

MageWorx offers outstanding services developing custom tailored solutions for Magento platform to attain your eCommerce objectives.

Our professional impassioned team provides profound and custom oriented development of your project in a short timeframe. You are most welcome to contact us at sales@mageworx.com